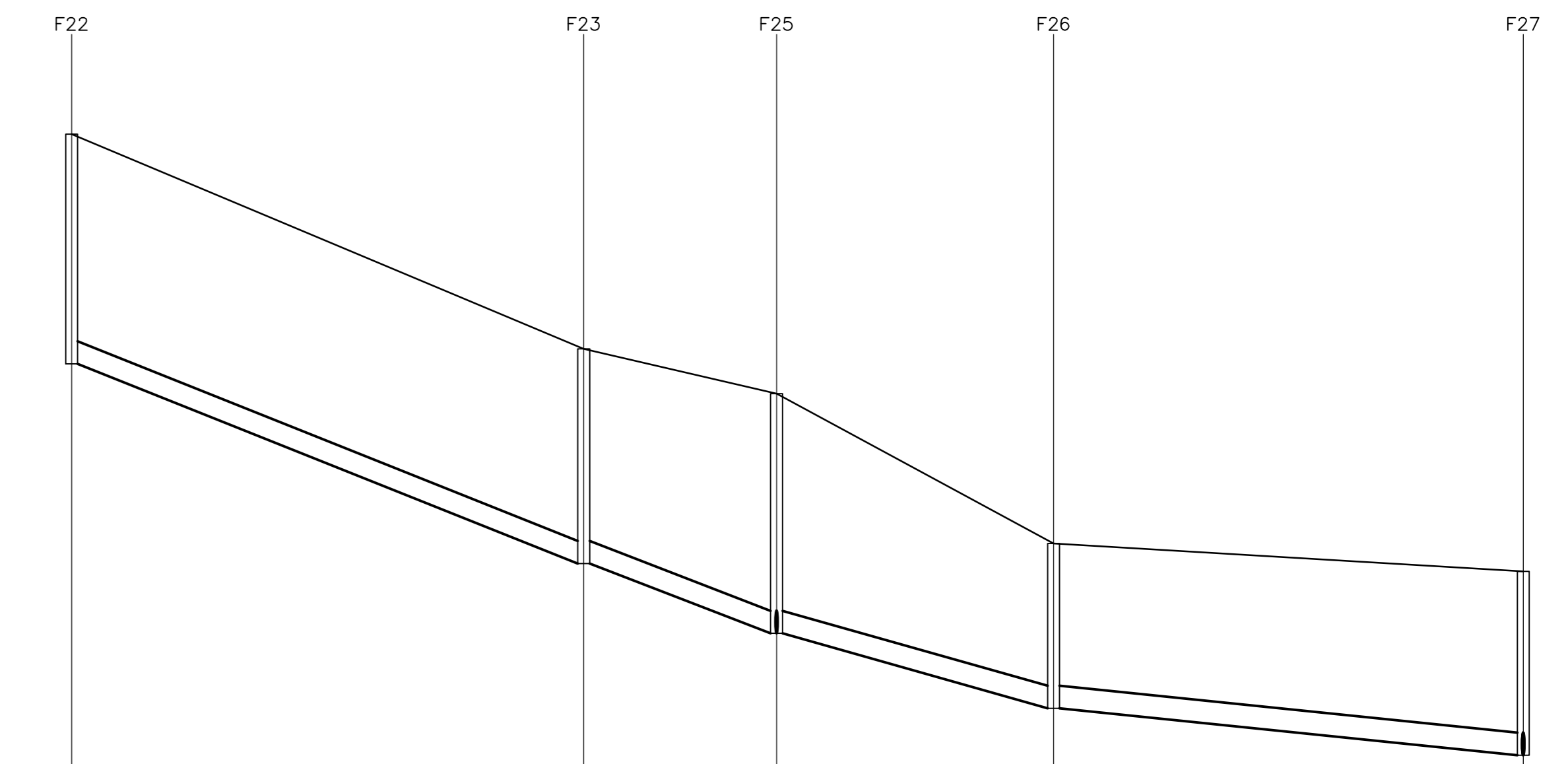


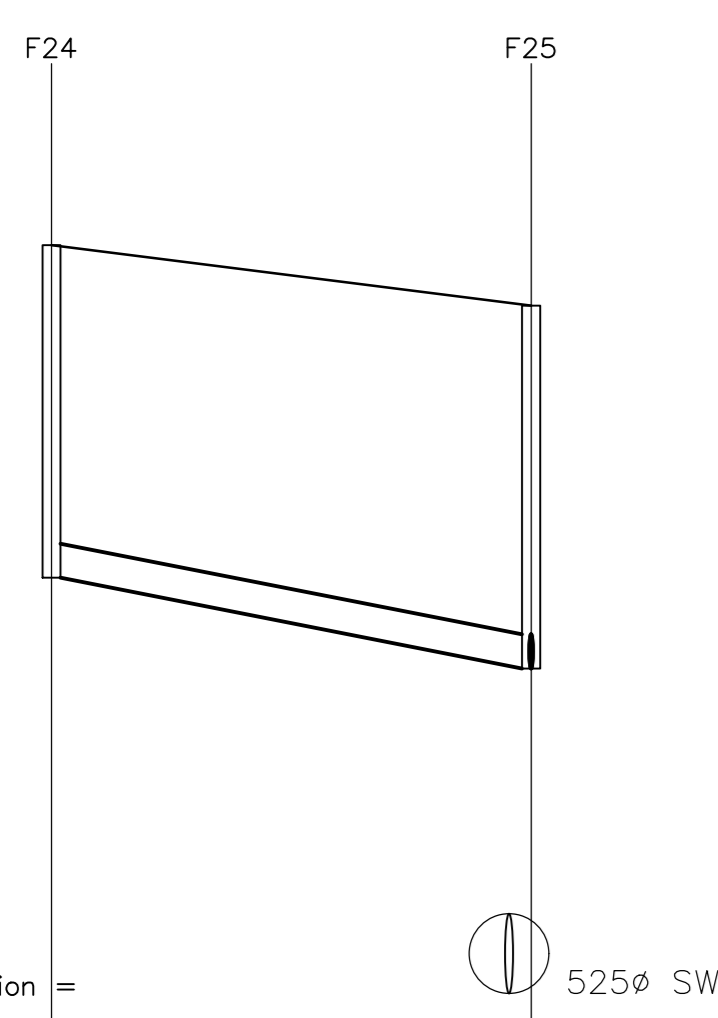
Vert exaggeration = 10.0
Datum = 116.0

Link Name	1.000	1.001	1.002	1.003	1.004	1.005	1.006	1.007	1.008	1.009	1.010	1.011
Section Type	225mm	225mm	225mm	225mm	225mm	225mm	225mm	225mm	225mm	225mm	225mm	225mm
Slope	1:67.0	1:62.9	1:69.3	1:44.9	1:44.2	1:23.4	1:23.7	1:22.6	1:89.7	1:99.5	1:107.4	1:33.0
Cover Level	125.400	127.300	126.500	124.050	124.050	125.600	125.580	125.250	123.200	122.000	121.620	120.650
Invert Level	124.400	124.800	124.650	124.050	123.900	123.630	123.450	122.900	122.000	120.100	119.780	119.380
Length	40.170	9.435	41.552	6.739	11.926	17.061	21.286	23.999	45.771	32.834	34.352	13.850



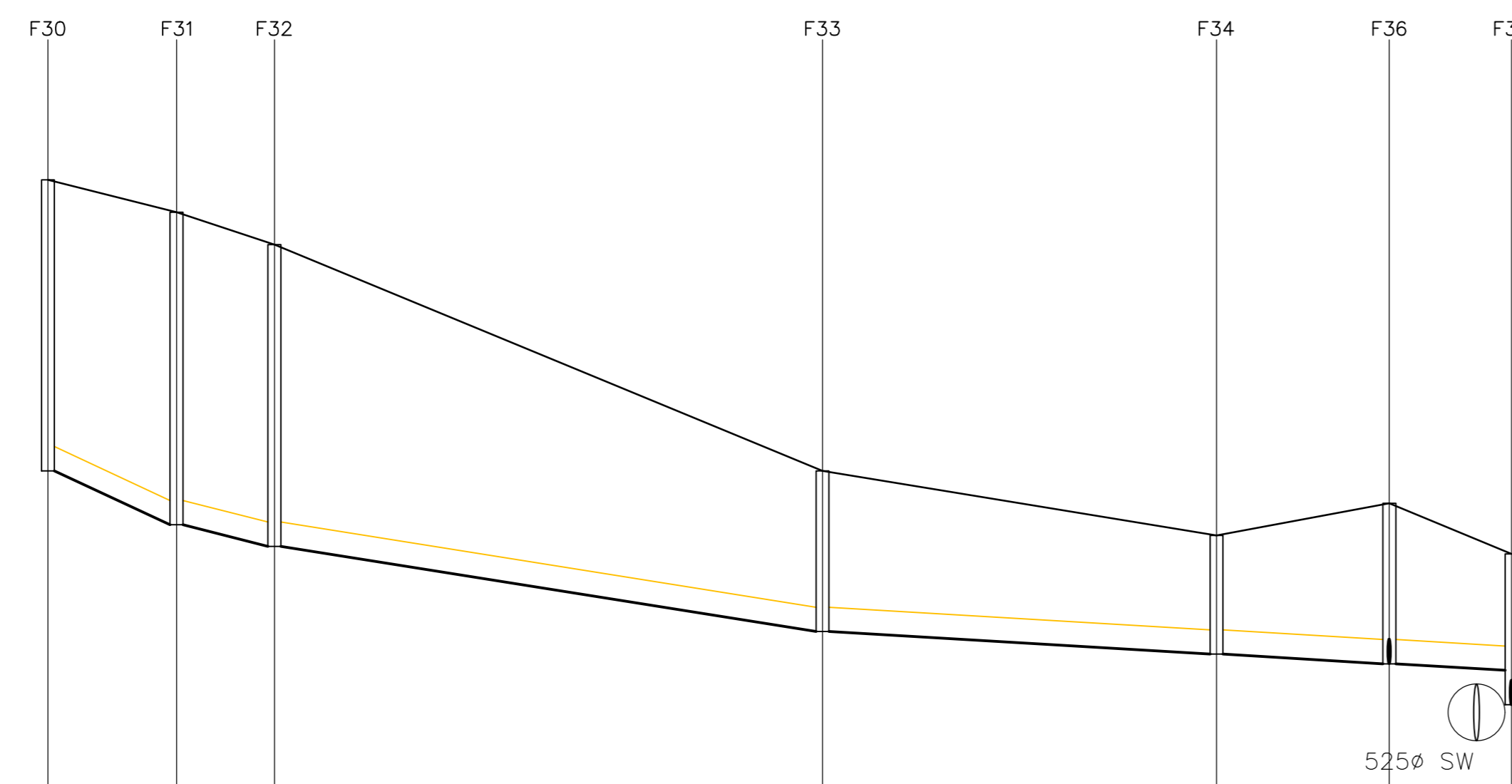
Vert exaggeration = 10.0
Datum = 118.0

Link Name	3.000	3.001	3.002	3.003
Section Type	225mm	225mm	225mm	225mm
Slope	1:25.7	1:27.6	1:37.0	1:100.1
Cover Level	126.000	123.850	123.400	121.900
Invert Level	123.700	121.700	121.000	120.250
Length	51.311	19.331	27.762	47.070



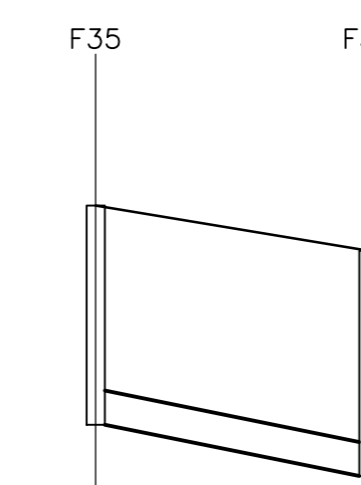
Vert exaggeration = 10.0
Datum = 118.0

Link Name	4.000
Section Type	225mm
Slope	1:52.9
Cover Level	123.800
Invert Level	121.600
Length	31.718



Vert exaggeration = 10.0
Datum = 117.0

Link Name	5.000	5.001	5.002	5.003	5.004	5.005
Section Type	225mm	225mm	225mm	225mm	225mm	225mm
Slope	1:23.9	1:45.4	1:64.4	1:174.1	1:178.1	1:189.0
Cover Level	125.700	126.400	126.100	124.000	123.400	123.200
Invert Level	124.000	123.500	123.300	122.510	122.210	121.830
Length	11.935	9.074	50.852	36.551	16.032	11.340



Vert exaggeration = 10.0
Datum = 121.0

Link Name	6.000
Section Type	225mm
Slope	1:53.1
Cover Level	124.000
Invert Level	122.550
Length	18.037

FOR WATERMAIN DETAILS, FOUL SEWER DETAILS, AND ALL ASSOCIATED WORKS DETAILS REFER TO IRISH WATER DETAILS AND IRISH WATER CODE OF PRACTICE FOR WATER AND WASTEWATER INFRASTRUCTURE:

- IW-CDS-5020-1
- IW-CDS-5020-3
- IW-CDS-5030-1
- IW-CDS-5030-3

PL3	18-08-2025	SHD PLANNING ISSUE
Rev	Drawn	By

Job Title SECTOR 3, AIKENS VILLAGE, STEPASIDE, DUBLIN 18.	Drawing Title LONGITUDINAL SECTIONS THROUGH FOUL SEWER DRAINAGE NETWORK	Design Checked Approved Scale Date	Drawing No. D10	Project No. PL3
Project Name FERREIRA ARCHITECTS	Drawing Issue SHD PLANNING ISSUE	Date 26/08/19	Drawing No. D1636	Project No. D10

KAVANAGH BURKE
CONSULTING ENGINEERS

Tel. 01 - 450 0694 Unit G3, O'Connell Pl.
 Fax. 01 - 428 4340 Ballymount, Dublin 12.
 Email: pkavanagh@kavanaghburke.ie